



PANEL 2A – STATEWIDE ISSUES AND THE DROUGHT

MODERATOR: JENNIFER BOWLES – EXECUTIVE DIRECTOR,
WATER EDUCATION FOUNDATION

- RICHARD ATWATER – EXECUTIVE DIRECTOR, SOUTHERN CALIFORNIA WATER COMMITTEE
- TIM QUINN – EXECUTIVE DIRECTOR, ASSOCIATION OF CALIFORNIA WATER AGENCIES
- STEVE ARAKAWA – MANAGER BAY DELTA INITIATIVES, METROPOLITAN WATER DISTRICT



2014 Drought

*“When the well is
dry, we know the
worth of water.”*

– Benjamin Franklin

Jan. 14, 2014: Gov. Brown signs a proclamation declaring a statewide drought State of Emergency



Starting in 2013, the state began enduring the driest period since record-keeping started in 1885.

Intensity:

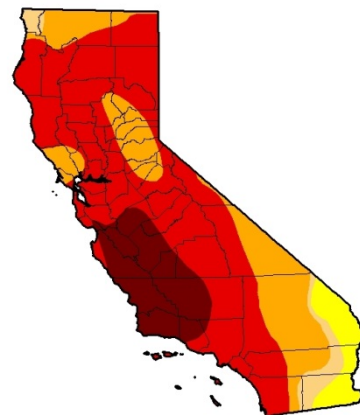
-  D0 Abnormally Dry
-  D1 Moderate Drought
-  D2 Severe Drought
-  D3 Extreme Drought
-  D4 Exceptional Drought

The Drought Monitor focuses on broad-scale conditions. Local conditions may vary. See accompanying text summary for forecast statements.

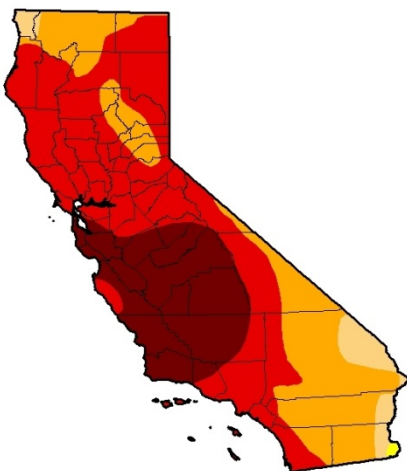
January 2014



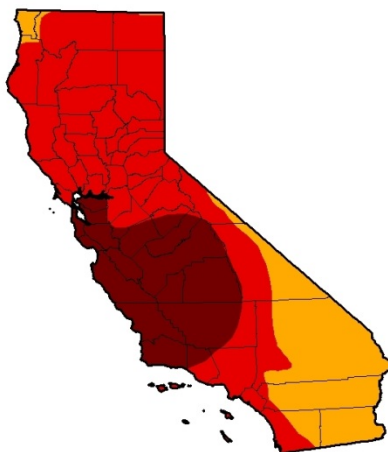
February 2014



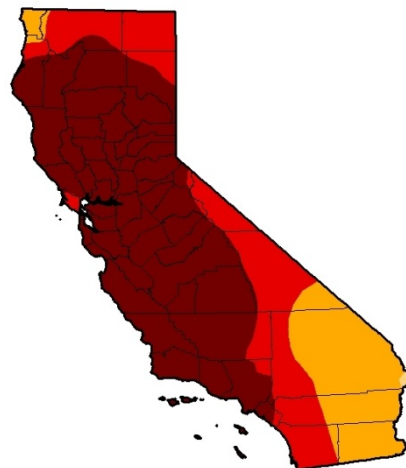
April 2014



June 2014

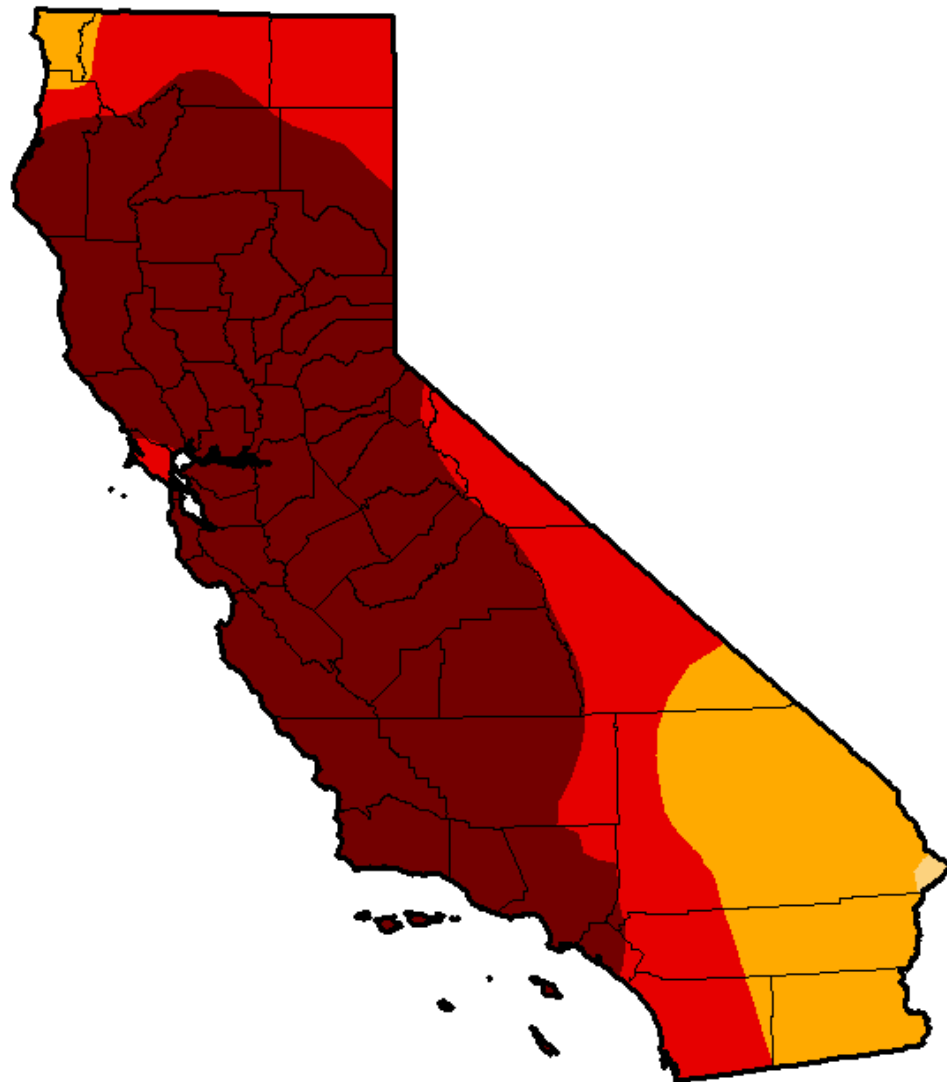


August 2014



U.S. Drought Monitor California

August 12, 2014
(Released Thursday, Aug. 14, 2014)
Valid 8 a.m. EDT



Drought Conditions (Percent Area)

	None	D0-D4	D1-D4	D2-D4	D3-D4	D4
Current	0.00	100.00	100.00	99.80	81.92	58.41
Last Week <i>8/5/2014</i>	0.00	100.00	100.00	99.80	81.92	58.41
3 Months Ago <i>5/13/2014</i>	0.00	100.00	100.00	100.00	76.68	24.77
Start of Calendar Year <i>12/31/2013</i>	2.61	97.39	94.25	87.53	27.59	0.00
Start of Water Year <i>10/1/2013</i>	2.63	97.37	95.95	84.12	11.36	0.00
One Year Ago <i>8/13/2013</i>	0.00	100.00	98.23	93.86	11.36	0.00

Intensity:



The Drought Monitor focuses on broad-scale conditions. Local conditions may vary. See accompanying text summary for forecast statements.

Author:
Richard Tinker
CPC/NOAA/NWS/NCEP

